

CMSC 313
COMPUTER ORGANIZATION
&
ASSEMBLY LANGUAGE
PROGRAMMING

LECTURE 12, SPRING 2013



TOPICS TODAY

- **Midterm Exam Topics**
- **Assembling & Linking Assembly Language**
- **Separate Compilation in C**
- **Scope and Lifetime**

MIDTERM EXAM TOPICS



MIDTERM EXAM

- **Thursday, March 14**
- **In Class**
- **No Calculators, cell phones, tablets, electronics, ...**

MIDTERM FORMAT

- Multiple Choice
- Short responses (e.g., base conversion)
- Trace assembly language program
- Write assembly language program
- Full text of [toupper.asm](#) available

MIDTERM TOPICS

- **Base Conversion**
- **Data Representation**
 - negative numbers: 2's complement, 1's complement, signed magnitude
 - ASCII
 - little endian vs big endian
- **Intel CPU**
 - Registers
 - Addressing modes
 - Flags
 - Common instructions

Common Instructions

- **Basic Instructions**

- ◇ ADD, SUB, INC, DEC, MOV, NOP

- **Branching Instructions**

- ◇ JMP, CMP, Jcc

- **More Arithmetic Instructions**

- ◇ NEG, ~~MUL~~, ~~IMUL~~, DIV, ~~IDIV~~

- **Logical (bit manipulation) Instructions**

- ◇ AND, OR, NOT, SHL, SHR, SAL, SAR, ROL, ROR, RCL, RCR

- **Subroutine Instructions**

- ◇ PUSH, POP, CALL, RET

MIDTERM TOPICS (CONT'D)

- **Comparison & conditional jump instructions**
 - signed vs unsigned conditional jumps (e.g. ja vs jg)
- **NASM**
 - How to assemble
 - `.data`, `.bss`, `.text` sections
 - `dd`, `dw`, `db`, `resd`, `resw`, `resb` directives
 - `%define`
- **System calls for read & write**
- ~~Separate compilation, linking & loading~~
- **Interrupts (general principles)**

LINKING IN ASSEMBLY



The Compilation Process: Major Steps

- **Lexical Analysis**

- ◇ Converts source code to a token stream

- **Parsing**

- ◇ Construct a parse tree from the token stream

- **Code Generation**

- ◇ Produce native assembly language code from parse tree

- **Assembling**

- ◇ Produce machine language code from assembly language source

- **Linking & Loading**

- ◇ Resolve external references
- ◇ Assign addresses to code and data sections

LEXICAL ANALYSIS



Lexical Analysis

- Groups together characters into “tokens”
- recognizes keywords, identifiers, constants, ...
- strips out comments, white space, ...
- Unix tool for lexical analysis: **lex**

```
if ( x + y <= 74.2 ) {
```

```
    a = x + 7 ;
```

```
else {
```

```
    printf ( "Out of bounds! \n" ) ;
```

```
}
```

PARSING



Parsing

- Uses context-free grammar (a.k.a. Backus-Naur Form) for the language to construct a parse tree.

A simple grammar:

```
E -> E + T
E -> E - T
E -> T
T -> T * F
T -> T / F
T -> F
F -> <id>
F -> <const>
F -> ( E )
```

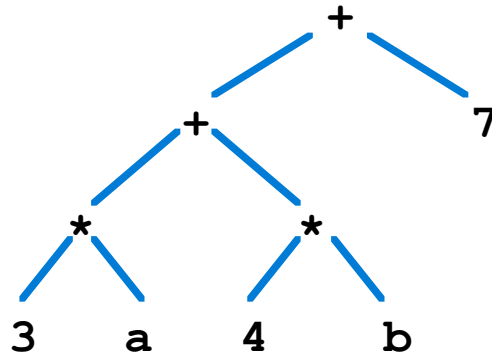
Deriving $3 * a + 4 * b + 7$:

```
E -> E + T
-> E + T + T
-> T + T + T
-> T * F + T + T
-> F * F + T + T
-> 3 * F + T + T
-> 3 * a + T + T
-> 3 * a + T * F + T
-> 3 * a + F * F + T
-> 3 * a + 4 * F + T
-> 3 * a + 4 * b + T
-> 3 * a + 4 * b + 7
```

Parse Trees

- Constructing a parse tree is essentially the reverse of the derivation process
- Unix tool: **yacc** (yet another compiler compiler)

Parse tree for $3 * a + 4 * b + 7$:



CODE GENERATION



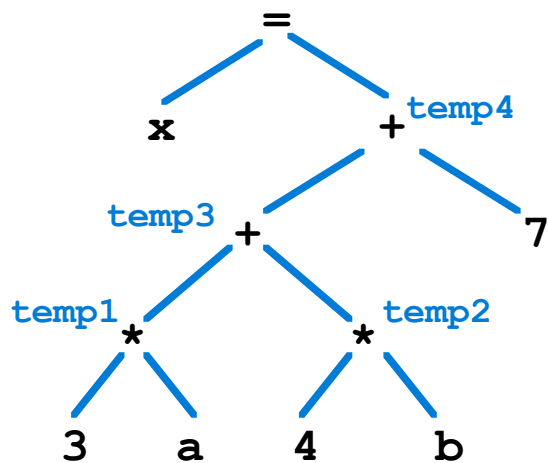
Code Generation

- Produce “intermediate” code from parse tree.
- Produce native assembly language code from intermediate code.
- Code optimization may be used in both steps.

Code Generation Example 1

- Use EAX to perform +, *, ...
- Store result in temporary location

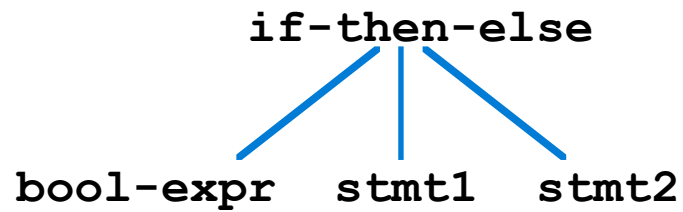
Parse tree for $x = 3 * a + 4 * b + 7$:



```
mov    eax, 3
imul   eax, [a]
mov    [temp1], eax
mov    eax, 4
imul   eax, [b]
mov    [temp2], eax
mov    eax, [temp1]
add    eax, [temp2]
mov    [temp3], eax
mov    eax, [temp3]
add    eax, 7
mov    [temp4], eax
mov    eax, [temp4]
mov    [x], eax
```

Code Generation Example 2

Parse tree for if-then-else statements



```
bool_expr:  
.  
.  
.  
mov    eax, [temp1]  
cmp    eax, 0  
je     stmt2  
  
stmt1:  
.  
.  
.  
jmp    end_if  
  
stmt2:  
.  
.  
.  
  
end_if
```

ASSEMBLING



Assembling

- **Line-by-line translation of assembly language mnemonics to machine code**
- **two passes needed to resolve forward jumps**

```

1           ; File: add2.asm
2           ;
3           ; Various addressing modes with the add operation.
4           ;
5
6           section .data
7
8 00000000 2A000000      x:      dd      42           ; 4-byte word
9
10
11          section .text
12          global _start
13
14 00000000 90          _start: nop
15
16          ; initialize
17
18 00000001 B811000000    start:  mov      eax, 17       ; eax := 17
19 00000006 BB[00000000]    mov      ebx, x           ; ebx := address of x
20 0000000B B909000000    mov      ecx, 9          ; ecx := 9
21
22 00000010 0503000000    add      eax, 3           ; add immediate
23 00000015 01C8        add      eax, ecx         ; add 32-bit registers
24 00000017 6601C8      add      ax, cx           ; add 16-bit registers
25 0000001A 0305[00000000] add      eax, [x]         ; add memory
26 00000020 0303        add      eax, [ebx]       ; add register indirect
27 00000022 8105[00000000]0500-  add      [x], dword 5     ; add immediate to mem
28 0000002A 0000
29 0000002C 0105[00000000]    add      [x], eax         ; add register to mem
30
31          ; these two are not allowed (commented out):
32          ;      add      [x], [x]           ; add mem to mem
33          ;      add      [x], [ebx]        ; add reg indirect to mem
34

```

ADD—Add

Opcode	Instruction	Description
04 <i>ib</i>	ADD AL, <i>imm8</i>	Add <i>imm8</i> to AL
05 <i>iw</i>	ADD AX, <i>imm16</i>	Add <i>imm16</i> to AX
05 <i>id</i>	ADD EAX, <i>imm32</i>	Add <i>imm32</i> to EAX
80 /0 <i>ib</i>	ADD <i>r/m8</i> , <i>imm8</i>	Add <i>imm8</i> to <i>r/m8</i>
81 /0 <i>iw</i>	ADD <i>r/m16</i> , <i>imm16</i>	Add <i>imm16</i> to <i>r/m16</i>
81 /0 <i>id</i>	ADD <i>r/m32</i> , <i>imm32</i>	Add <i>imm32</i> to <i>r/m32</i>
83 /0 <i>ib</i>	ADD <i>r/m16</i> , <i>imm8</i>	Add sign-extended <i>imm8</i> to <i>r/m16</i>
83 /0 <i>ib</i>	ADD <i>r/m32</i> , <i>imm8</i>	Add sign-extended <i>imm8</i> to <i>r/m32</i>
00 <i>rr</i>	ADD <i>r/m8</i> , <i>r8</i>	Add <i>r8</i> to <i>r/m8</i>
01 <i>rr</i>	ADD <i>r/m16</i> , <i>r16</i>	Add <i>r16</i> to <i>r/m16</i>
01 <i>rr</i>	ADD <i>r/m32</i> , <i>r32</i>	Add <i>r32</i> to <i>r/m32</i>
02 <i>rr</i>	ADD <i>r8</i> , <i>r/m8</i>	Add <i>r/m8</i> to <i>r8</i>
03 <i>rr</i>	ADD <i>r16</i> , <i>r/m16</i>	Add <i>r/m16</i> to <i>r16</i>
03 <i>rr</i>	ADD <i>r32</i> , <i>r/m32</i>	Add <i>r/m32</i> to <i>r32</i>

Description

Adds the first operand (destination operand) and the second operand (source operand) and stores the result in the destination operand. The destination operand can be a register or a memory location; the source operand can be an immediate, a register, or a memory location. (However, two memory operands cannot be used in one instruction.) When an immediate value is used as an operand, it is sign-extended to the length of the destination operand format.

The ADD instruction performs integer addition. It evaluates the result for both signed and unsigned integer operands and sets the OF and CF flags to indicate a carry (overflow) in the signed or unsigned result, respectively. The SF flag indicates the sign of the signed result.

This instruction can be used with a LOCK prefix to allow the instruction to be executed atomically.

Operation

DEST DEST + SRC;

Flags Affected

The OF, SF, ZF, AF, CF, and PF flags are set according to the result.



Table 2-2. 32-Bit Addressing Forms with the ModR/M Byte

r8(/r) r16(/r) r32(/r) mm(/r) xmm(/r) /digit (Opcode) REG =	AL AX EAX MM0 XMM0 0 000	CL CX ECX MM1 XMM1 1 001	DL DX EDX MM2 XMM2 2 010	BL BX EBX MM3 XMM3 3 011	AH SP ESP MM4 XMM4 4 100	CH BP EBP MM5 XMM5 5 101	DH SI ESI MM6 XMM6 6 110	BH DI EDI MM7 XMM7 7 111		
Effective Address	Mod	R/M	Value of ModR/M Byte (in Hexadecimal)							
[EAX] [ECX] [EDX] [EBX] [--][--] ¹ disp32 ² [ESI] [EDI]	00	000 001 010 011 100 101 110 111	00 01 02 03 04 05 06 07	08 09 0A 0B 0C 0D 0E 0F	10 11 12 13 14 15 16 17	18 19 1A 1B 1C 1D 1E 1F	20 21 22 23 24 25 26 27	28 29 2A 2B 2C 2D 2E 2F	30 31 32 33 34 35 36 37	38 39 3A 3B 3C 3D 3E 3F
disp8[EAX] ³ disp8[ECX] disp8[EDX] disp8[EBX]; disp8[--][--] disp8[EBP] disp8[ESI] disp8[EDI]	01	000 001 010 011 100 101 110 111	40 41 42 43 44 45 46 47	48 49 4A 4B 4C 4D 4E 4F	50 51 52 53 54 55 56 57	58 59 5A 5B 5C 5D 5E 5F	60 61 62 63 64 65 66 67	68 69 6A 6B 6C 6D 6E 6F	70 71 72 73 74 75 76 77	78 79 7A 7B 7C 7D 7E 7F
disp32[EAX] disp32[ECX] disp32[EDX] disp32[EBX] disp32[--][--] disp32[EBP] disp32[ESI] disp32[EDI]	10	000 001 010 011 100 101 110 111	80 81 82 83 84 85 86 87	88 89 8A 8B 8C 8D 8E 8F	90 91 92 93 94 95 96 97	98 99 9A 9B 9C 9D 9E 9F	A0 A1 A2 A3 A4 A5 A6 A7	A8 A9 AA AB AC AD AE AF	B0 B1 B2 B3 B4 B5 B6 B7	B8 B9 BA BB BC BD BE BF
EAX/AX/AL/MM0/XMM0 ECX/CX/CL/MM/XMM1 EDX/DX/DL/MM2/XMM2 EBX/BX/BL/MM3/XMM3 ESP/SP/AH/MM4/XMM4 EBP/BP/CH/MM5/XMM5 ESI/SI/DH/MM6/XMM6 EDI/DI/BH/MM7/XMM7	11	000 001 010 011 100 101 110 111	C0 C1 C2 C3 C4 C5 C6 C7	C8 C9 CA CB CC CD CE CF	D0 D1 D2 D3 D4 D5 D6 D7	D8 D9 DA DB DC DD DE DF	E0 E1 E2 E3 E4 E5 E6 E7	E8 E9 EA EB EC ED EE EF	F0 F1 F2 F3 F4 F5 F6 F7	F8 F9 FA FB FC FD FE FF

NOTES:

1. The [--][--] nomenclature means a SIB follows the ModR/M byte.
2. The disp32 nomenclature denotes a 32-bit displacement following the SIB byte, to be added to the index.
3. The disp8 nomenclature denotes an 8-bit displacement following the SIB byte, to be sign-extended and added to the index.

Table 2-1. 16-Bit Addressing Forms with the ModR/M Byte

			AL AX	CL CX	DL DX	BL BX	AH SP	CH BP ¹	DH SI	BH DI
			EAX	ECX	EDX	EBX	ESP	EBP	ESI	EDI
			MM0	MM1	MM2	MM3	MM4	MM5	MM6	MM7
			XMM0	XMM1	XMM2	XMM3	XMM4	XMM5	XMM6	XMM7
			0	1	2	3	4	5	6	7
			000	001	010	011	100	101	110	111
			REG =							
Effective Address	Mod	R/M	Value of ModR/M Byte (in Hexadecimal)							
[BX+SI]	00	000	00	08	10	18	20	28	30	38
[BX+DI]		001	01	09	11	19	21	29	31	39
[BP+SI]		010	02	0A	12	1A	22	2A	32	3A
[BP+DI]		011	03	0B	13	1B	23	2B	33	3B
[SI]		100	04	0C	14	1C	24	2C	34	3C
[DI]		101	05	0D	15	1D	25	2D	35	3D
disp16 ²		110	06	0E	16	1E	26	2E	36	3E
[BX]		111	07	0F	17	1F	27	2F	37	3F
[BX+SI]+disp8 ³	01	000	40	48	50	58	60	68	70	78
[BX+DI]+disp8		001	41	49	51	59	61	69	71	79
[BP+SI]+disp8		010	42	4A	52	5A	62	6A	72	7A
[BP+DI]+disp8		011	43	4B	53	5B	63	6B	73	7B
[SI]+disp8		100	44	4C	54	5C	64	6C	74	7C
[DI]+disp8		101	45	4D	55	5D	65	6D	75	7D
[BP]+disp8		110	46	4E	56	5E	66	6E	76	7E
[BX]+disp8		111	47	4F	57	5F	67	6F	77	7F
[BX+SI]+disp16	10	000	80	88	90	98	A0	A8	B0	B8
[BX+DI]+disp16		001	81	89	91	99	A1	A9	B1	B9
[BP+SI]+disp16		010	82	8A	92	9A	A2	AA	B2	BA
[BP+DI]+disp16		011	83	8B	93	9B	A3	AB	B3	BB
[SI]+disp16		100	84	8C	94	9C	A4	AC	B4	BC
[DI]+disp16		101	85	8D	95	9D	A5	AD	B5	BD
[BP]+disp16		110	86	8E	96	9E	A6	AE	B6	BE
[BX]+disp16		111	87	8F	97	9F	A7	AF	B7	BF
EAX/AX/AL/MM0/XMM0	11	000	C0	C8	D0	D8	E0	E8	F0	F8
ECX/CX/CL/MM1/XMM1		001	C1	C9	D1	D9	E1	E9	F1	F9
EDX/DX/DL/MM2/XMM2		010	C2	CA	D2	DA	E2	EA	F2	FA
EBX/BX/BL/MM3/XMM3		011	C3	CB	D3	DB	E3	EB	F3	FB
ESP/SP/AH/MM4/XMM4		100	C4	CC	D4	DC	E4	EC	F4	FC
EBP/BP/CH/MM5/XMM5		101	C5	CD	D5	DD	E5	ED	F5	FD
ESI/SI/DH/MM6/XMM6		110	C6	CE	D6	DE	E6	EE	F6	FE
EDI/DI/BH/MM7/XMM7		111	C7	CF	D7	DF	E7	EF	F7	FF

NOTES:

1. The default segment register is SS for the effective addresses containing a BP index, DS for other effective addresses.
2. The "disp16" nomenclature denotes a 16-bit displacement following the ModR/M byte, to be added to the index.
3. The "disp8" nomenclature denotes an 8-bit displacement following the ModR/M byte, to be sign-extended and added to the index.

LINKING & LOADING



Linking & Loading

- Linking resolves external references to data and code, including calls to library functions.
- References are often raw addresses without type.
- Loading assigns addresses to data & code sections.
- The loader must patch every absolute memory reference in the code with the assigned address:

```
MOV    EAX, [x]    ; value of x is patched by the loader
```

- In UNIX, `ld` performs both linking & loading.

```
; File: twopass.asm
;
; Demonstrating a two-pass assembler
```

```
        section .data
x:      db      87h
y:      dw      1492h
zalias  equ $
z:      dd      17762001h
```

```
calc equ (x-y)*2
x4 equ x+1
```

```
        section .text
        global _start
```

```
_start: mov     eax, [zalias]
        mov     bx, [y]
        mov     cx, [x4]
        cmp     bx, cx
        jne     error
```

```
OK:     add     ax, bx
        mov     [x], al
        mov     ebx, 0           ; 0=normal exit
```

```
done:   mov     eax, 1           ; syscall number for exit
        int     080h
```

```
error:  mov     ebx, 17          ; abnormal exit
        jmp     done
```

```

1           ; File: twopass.asm
2           ;
3           ; Demonstrating a two-pass assembler
4
5           section .data
6 00000000 87          x:      db      87h
7 00000001 9214       y:      dw      1492h
8           zalias equ $
9 00000003 01207617  z:      dd      17762001h
10
11          calc equ (x-y)*2
12          x4 equ x+1
13
14          section .text
15          global _start
16
17 00000000 A1[03000000] _start: mov     eax, [zalias]
18 00000005 668B1D[01000000]      mov     bx, [y]
19 0000000C 668B0D[01000000]      mov     cx, [x4]
20 00000013 6639CB          cmp     bx, cx
21 00000016 7514          jne     error
22
23 00000018 6601D8          OK:    add     ax, bx
24 0000001B A2[00000000]      mov     [x], al
25 00000020 BB00000000      mov     ebx, 0           ; 0=normal exit
26
27 00000025 B801000000      done:  mov     eax, 1         ; syscall number for exit
28 0000002A CD80          int     080h
29
30 0000002C BB11000000      error: mov     ebx, 17        ; abnormal exit
31 00000031 E9FFFFFFF      jmp     done
32
33

```

```
linux3% nasm -f elf -l twopass.lst twopass.asm
```

```
linux3% ld twopass.o
```

```
linux3% a.out ; echo $?
```

```
0
```

```
linux3% objdump -t twopass.o
```

```
twopass.o:          file format elf32-i386
```

SYMBOL TABLE:

00000000	1	df	*ABS*	00000000	twopass.asm
00000000	1	d	*ABS*	00000000	
00000000	1	d	.data	00000000	
00000000	1	d	.text	00000000	
00000000	1		.data	00000000	x
00000001	1		.data	00000000	y
00000003	1		.data	00000000	zalias
00000003	1		.data	00000000	z
fffffffe	1		*ABS*	00000000	calc
00000001	1		.data	00000000	x4
00000018	1		.text	00000000	OK
00000025	1		.text	00000000	done
0000002c	1		.text	00000000	error
00000000	g		.text	00000000	_start

```
linux3% objdump -t a.out
```

```
a.out:      file format elf32-i386
```

```
SYMBOL TABLE:
```

```
08048080 l      d  .text  00000000
080490b8 l      d  .data  00000000
080490bf l      d  .bss   00000000
00000000 l      d  .comment      00000000
00000000 l      d  *ABS*  00000000
00000000 l      d  *ABS*  00000000
00000000 l      d  *ABS*  00000000
00000000 l      df *ABS*  00000000 twopass.asm
080490b8 l      .data  00000000 x
080490b9 l      .data  00000000 y
080490bb l      .data  00000000 zalias
080490bb l      .data  00000000 z
fffffffe l      *ABS*  00000000 calc
080490b9 l      .data  00000000 x4
08048098 l      .text  00000000 OK
080480a5 l      .text  00000000 done
080480ac l      .text  00000000 error
080480b6 g      O *ABS*  00000000 _etext
08048080 g      .text  00000000 _start
080490bf g      O *ABS*  00000000 __bss_start
080490bf g      O *ABS*  00000000 _edata
080490c0 g      O *ABS*  00000000 _end
```

```
linux3% objdump -h a.out
```

```
a.out:      file format elf32-i386
```

```
Sections:
```

Idx	Name	Size	VMA	LMA	File off	Algn
0	.text	00000036	08048080	08048080	00000080	2**4
			CONTENTS, ALLOC, LOAD, READONLY, CODE			
1	.data	00000007	080490b8	080490b8	000000b8	2**2
			CONTENTS, ALLOC, LOAD, DATA			
2	.bss	00000001	080490bf	080490bf	000000bf	2**0
			CONTENTS			
3	.comment	0000001c	00000000	00000000	000000c0	2**0
			CONTENTS, READONLY			

```
linux3%
```

```
linux3% objdump -d a.out
```

```
a.out:      file format elf32-i386
```

```
Disassembly of section .text:
```

```
08048080 <_start>:
```

```
8048080:      a1 bb 90 04 08      mov     0x80490bb,%eax
8048085:      66 8b 1d b9 90 04 08  mov     0x80490b9,%bx
804808c:      66 8b 0d b9 90 04 08  mov     0x80490b9,%cx
8048093:      66 39 cb            cmp     %cx,%bx
8048096:      75 14              jne     80480ac <error>
```

```
08048098 <OK>:
```

```
8048098:      66 01 d8            add     %bx,%ax
804809b:      a2 b8 90 04 08      mov     %a1,0x80490b8
80480a0:      bb 00 00 00 00      mov     $0x0,%ebx
```

```
080480a5 <done>:
```

```
80480a5:      b8 01 00 00 00      mov     $0x1,%eax
80480aa:      cd 80              int     $0x80
```

```
080480ac <error>:
```

```
80480ac:      bb 11 00 00 00      mov     $0x11,%ebx
80480b1:      e9 ef ff ff ff      jmp     80480a5 <done>
```



```
; File: sep1.asm
;
; File 1 for separate compilation example
```

```
global gvar1, _start
extern gvar2, add_these
```

```
        section .data
foo:    db      12h
gvar1:  dd      17h
lvar1:  dd      42h

        section .text
_start: mov     eax, [gvar1]
        mov     ebx, [gvar2]
        mov     ecx, [lvar1]

        call    add_these      ; gvar1 := eax+ebx+ecx
        mov     ebx, [gvar1]   ; store in return code
        mov     eax, 1         ; syscall number for exit
        int     080h          ; bye-bye
```

```
; File: sep2.asm
;
; File 2 for separate compilation example
```

```
global gvar2, add_these
extern gvar1
```

```
        section .data
bar:    dw      07h
gvar2:  dd      03h
lvar1:  dd      02h          ; same name as other lvar1, OK

        section .text
add_these:                                ; no regs altered!
        mov     [gvar1], dword 0         ; clear destination
        add     [gvar1], eax
        add     [gvar1], ebx
        add     [gvar1], ecx
        ret
```



```

1           ; File: sep2.asm
2           ;
3           ; File 2 for separate compilation example
4
5           global gvar2, add_these
6           extern gvar1
7
8           section .data
9
10          00000000 0700          bar: dw 07h
11          00000002 03000000      gvar2: dd 03h
12          00000006 02000000      lvar1: dd 02h ; same name as other lvar1, OK
13
14          section .text
15          add_these:                ; no regs altered!
16          00000000 C705[00000000]0000-  mov [gvar1], dword 0 ; clear destination
17          00000008 0000
18          0000000A 0105[00000000]      add [gvar1], eax
19          00000010 011D[00000000]      add [gvar1], ebx
20          00000016 010D[00000000]      add [gvar1], ecx
21          0000001C C3          ret

```

```
linux3% nasm -f elf -l sep1.lst sep1.asm
linux3% nasm -f elf -l spe2.lst sep2.asm
linux3% ld sep1.o sep2.o
linux3% a.out
linux3% echo $?
92
linux3%
```

```
linux3% objdump -h sep1.o
```

```
sep1.o:      file format elf32-i386
```

```
Sections:
```

Idx	Name	Size	VMA	LMA	File off	Algn
0	.data	00000009	00000000	00000000	00000180	2**2
		CONTENTS,	ALLOC,	LOAD,	DATA	
1	.text	00000023	00000000	00000000	00000190	2**4
		CONTENTS,	ALLOC,	LOAD,	RELOC,	READONLY,
		CODE				
2	.comment	0000001c	00000000	00000000	000001c0	2**0
		CONTENTS,	READONLY			

```
linux3%
```

```
linux3% objdump -t sep1.o
```

```
sep1.o:      file format elf32-i386
```

```
SYMBOL TABLE:
```

00000000	1	df	*ABS*	00000000	sep1.asm
00000000	1	d	*ABS*	00000000	
00000000	1	d	.data	00000000	
00000000	1	d	.text	00000000	
00000000	1		.data	00000000	foo
00000005	1		.data	00000000	lvar1
00000000			*UND*	00000000	gvar2
00000000			*UND*	00000000	add_these
00000001	g		.data	00000000	gvar1
00000000	g		.text	00000000	_start

```
linux3% objdump -h sep2.o
```

```
sep2.o:          file format elf32-i386
```

Sections:

Idx	Name	Size	VMA	LMA	File off	Algn	
0	.data	0000000a	00000000	00000000	00000180	2**2	
		CONTENTS,	ALLOC,	LOAD,	DATA		
1	.text	0000001d	00000000	00000000	00000190	2**4	
		CONTENTS,	ALLOC,	LOAD,	RELOC,	READONLY,	CODE
2	.comment	0000001c	00000000	00000000	000001b0	2**0	
		CONTENTS,	READONLY				

```
linux3%
```

```
linux3% objdump -t sep2.o
```

```
sep2.o:          file format elf32-i386
```

SYMBOL TABLE:

00000000	1	df	*ABS*	00000000	sep2.asm
00000000	1	d	*ABS*	00000000	
00000000	1	d	.data	00000000	
00000000	1	d	.text	00000000	
00000000	1		.data	00000000	bar
00000006	1		.data	00000000	lvar1
00000000			*UND*	00000000	gvar1
00000002	g		.data	00000000	gvar2
00000000	g		.text	00000000	add_these

```
linux3% objdump -h a.out
```

```
a.out:      file format elf32-i386
```

```
Sections:
```

Idx	Name	Size	VMA	LMA	File off	Algn
0	.text	0000004d	08048080	08048080	00000080	2**4
		CONTENTS,	ALLOC,	LOAD,	READONLY,	CODE
1	.data	00000016	080490d0	080490d0	000000d0	2**2
		CONTENTS,	ALLOC,	LOAD,	DATA	
2	.bss	00000002	080490e6	080490e6	000000e6	2**0
		CONTENTS				
3	.comment	00000038	00000000	00000000	000000e8	2**0
		CONTENTS,	READONLY			

```
linux3% objdump -t a.out
```

```
a.out:      file format elf32-i386
```

```
SYMBOL TABLE:
```

08048080	l	d	.text	00000000	
080490d0	l	d	.data	00000000	
080490e6	l	d	.bss	00000000	
00000000	l	d	.comment	00000000	
00000000	l	d	*ABS*	00000000	
00000000	l	d	*ABS*	00000000	
00000000	l	d	*ABS*	00000000	
00000000	l	df	*ABS*	00000000	sep1.asm
080490d0	l		.data	00000000	foo
080490d5	l		.data	00000000	lvar1
00000000	l	df	*ABS*	00000000	sep2.asm
080490dc	l		.data	00000000	bar
080490e2	l		.data	00000000	lvar1
080480cd	g	O	*ABS*	00000000	_etext
080480b0	g		.text	00000000	add_these
08048080	g		.text	00000000	_start
080490de	g		.data	00000000	gvar2
080490e6	g	O	*ABS*	00000000	__bss_start
080490d1	g		.data	00000000	gvar1
080490e6	g	O	*ABS*	00000000	_edata
080490e8	g	O	*ABS*	00000000	_end

```
linux3% objdump -d a.out
```

```
a.out:      file format elf32-i386
```

```
Disassembly of section .text:
```

```
08048080 <_start>:
```

```
8048080:      a1 d1 90 04 08      mov     0x80490d1,%eax
8048085:      8b 1d de 90 04 08  mov     0x80490de,%ebx
804808b:      8b 0d d5 90 04 08  mov     0x80490d5,%ecx
8048091:      e8 1a 00 00 00      call   80480b0 <add_these>
8048096:      8b 1d d1 90 04 08  mov     0x80490d1,%ebx
804809c:      b8 01 00 00 00      mov     $0x1,%eax
80480a1:      cd 80              int     $0x80
80480a3:      90                nop
80480a4:      90                nop
80480a5:      90                nop
80480a6:      90                nop
80480a7:      90                nop
80480a8:      90                nop
80480a9:      90                nop
80480aa:      90                nop
80480ab:      90                nop
80480ac:      90                nop
80480ad:      90                nop
80480ae:      90                nop
80480af:      90                nop
```

```
080480b0 <add_these>:
```

```
80480b0:      c7 05 d1 90 04 08 00  movl   $0x0,0x80490d1
80480b7:      00 00 00
80480ba:      01 05 d1 90 04 08  add    %eax,0x80490d1
80480c0:      01 1d d1 90 04 08  add    %ebx,0x80490d1
80480c6:      01 0d d1 90 04 08  add    %ecx,0x80490d1
80480cc:      c3                ret
```

```
linux3%
```

```
linux3% objdump -s a.out
```

```
a.out:      file format elf32-i386
```

```
Contents of section .text:
```

```
8048080 a1d19004 088b1dde 9004088b 0dd59004 .....
8048090 08e81a00 00008b1d d1900408 b8010000 .....
80480a0 00cd8090 90909090 90909090 90909090 .....
80480b0 c705d190 04080000 00000105 d1900408 .....
80480c0 011dd190 0408010d d1900408 c3 .....
```

```
Contents of section .data:
```

```
80490d0 12170000 00420000 00000000 07000300 .....B.....
80490e0 00000200 0000 .....
```

```
Contents of section .bss:
```

```
80490e6 0000 ..
```

```
Contents of section .comment:
```

```
0000 00546865 204e6574 77696465 20417373 .The Netwide Ass
0010 656d626c 65722030 2e393800 00546865 embler 0.98..The
0020 204e6574 77696465 20417373 656d626c Netwide Assembl
0030 65722030 2e393800 er 0.98.
```

```
linux3% exit
```


Shows relative jumps
to labels in another file.

```
; File: sep3.asm  
;  
; File 3 for separate compilation example
```

```
extern _start, add_these
```

```
section .data
```

```
lvar1: dd 03h ; same name as other lvar1, OK
```

```
section .text
```

```
test3: ; no regs altered!
```

```
cmp [lvar1], dword 7
```

```
jne _start
```

```
jmp add_these
```

```
linuxserver1% nasm -f elf sep3.asm
```

```
linuxserver1% objdump -t sep3.o
```

```
sep3.o: file format elf32-i386
```

```
SYMBOL TABLE:
```

```
00000000 1 df *ABS* 00000000 sep3.asm  
00000000 1 d *ABS* 00000000  
00000000 1 d .data 00000000  
00000000 1 d .text 00000000  
00000000 1 .data 00000000 lvar1  
00000000 1 .text 00000000 test3  
00000000 *UND* 00000000 _start  
00000000 *UND* 00000000 add_these
```

```
linuxserver1% ld sep1.o sep2.o sep3.o
```

```
linuxserver1% objdump -t a.out
```

```
a.out:          file format elf32-i386
```

```
SYMBOL TABLE:
```

```
08048080 l      d  .text  00000000
080490e8 l      d  .data  00000000
080490fc l      d  .bss   00000000
00000000 l      d  .comment      00000000
00000000 l      d  *ABS*  00000000
00000000 l      d  *ABS*  00000000
00000000 l      d  *ABS*  00000000
00000000 l      df *ABS*  00000000 sep1.asm
080490ec l      .data  00000000 lvar1
00000000 l      df *ABS*  00000000 sep2.asm
080490f4 l      .data  00000000 lvar1
00000000 l      df *ABS*  00000000 sep3.asm
080490f8 l      .data  00000000 lvar1
080480d0 l      .text  00000000 test3
080480b0 g      .text  00000000 add_these
08048080 g      .text  00000000 _start
080490f0 g      .data  00000000 gvar2
080490fc g      *ABS*  00000000 __bss_start
080490e8 g      .data  00000000 gvar1
080490fc g      *ABS*  00000000 _edata
080490fc g      *ABS*  00000000 _end
```

```
linuxserver1% objdump -d a.out
a.out:          file format elf32-i386
```

```
Disassembly of section .text:
```

```
08048080 <_start>:
```

```
8048080:      a1 e8 90 04 08      mov     0x80490e8,%eax
8048085:      8b 1d f0 90 04 08   mov     0x80490f0,%ebx
804808b:      8b 0d ec 90 04 08   mov     0x80490ec,%ecx
8048091:      e8 1a 00 00 00     call   80480b0 <add_these>
8048096:      8b 1d e8 90 04 08   mov     0x80490e8,%ebx
804809c:      b8 01 00 00 00     mov     $0x1,%eax
80480a1:      cd 80              int     $0x80
```

```
080480b0 <add_these>:
```

```
80480b0:      c7 05 e8 90 04 08 00  movl   $0x0,0x80490e8
80480b7:      00 00 00
80480ba:      01 05 e8 90 04 08   add    %eax,0x80490e8
80480c0:      01 1d e8 90 04 08   add    %ebx,0x80490e8
80480c6:      01 0d e8 90 04 08   add    %ecx,0x80490e8
80480cc:      c3                ret
```

```
080480d0 <test3>:
```

```
80480d0:      81 3d f8 90 04 08 07  cmpl   $0x7,0x80490f8
80480d7:      00 00 00
80480da:      0f 85 a0 ff ff ff   jne    8048080 <_start>
80480e0:      e9 cb ff ff ff     jmp    80480b0 <add_these>
```

FUNCTIONS & SEPARATE COMPILATION IN C



C Parameter Passing Notes

- We'll say *formal parameter vs actual parameter*.
 - Formal parameters are place holders in function definition.
 - Actual parameters (aka arguments) actually have a value.
- In C, all parameters are passed by value.
- Parameter passing by reference is simulated by passing the *address* of the variable.

```
scanf("%d", &n) ;
```

- Array names represent the address of the array. In effect, arrays are passed by reference.

```
int UpdateArray (int A[], int n) {  
    A[0] += 5 ;  
    ...  
}
```

A Simple C Program

```
#include <stdio.h>
typedef double Radius;
#define PI 3.1415

double circleArea( Radius radius ) {
    return PI * radius * radius ;
}

double calcCircumference( Radius radius ) {
    return 2 * PI * radius ;
}

int main() {
    Radius radius = 4.5;
    double area = circleArea( radius );
    double circumference = calcCircumference( radius );

    printf ("Area = %10.2f, Circumference = %10.2f\n",
        area, circumference);

    return 0;
}
```

Separate Compilation: Why?

- **Keeps files small.**
- **Different people can work on different parts of the program.**
- **Easier to find functions.**
- **Keeps large program logically organized.**
- **Do not have to re-compile entire program when changes are made to a small portion.**
- **Parts of the program (e.g., code for a data structure) may be reusable in other programs.**

Problem: need a mechanism for external references.

circleUtils.h

```
/* circleUtils.h*/  
  
/* #includes required by the prototypes, if any */  
  
/* typedefs and #defines */  
  
typedef double Radius;  
  
/* function prototypes */  
  
double circleArea( Radius radius );  
  
double calcCircumference( Radius radius );
```


circleUtils.c

```
/* circleUtils.c */

#include "circleUtils.h"
#define PI 3.1415

/* Function implementations */

double circleArea( Radius radius ) {

    return ( PI * radius * radius );
}

double calcCircumference( Radius radius ) {

    return ( 2 * PI * radius );
}
```

main program

```
/* sample.c */
#include <stdio.h>
#include "circleUtils.h"

int main( ) {
    Radius radius = 4.5;
    double area, circumference ;

    area = circleArea( radius );
    circumference = calcCircumference( radius );

    printf ("Area = %lf, Circumference = %lf\n",
           area, circumference);

    return 0;
}
```

Header Files

- **Header files should contain**
 - **function prototypes**
 - **type definitions**
 - **#define constants**
 - **extern declarations for global variables**
 - **other #includes**
- **Header files should end with .h**
- **System header files #included with < >**
`#include <stdio.h>`
- **Your own header files #included with " "**
`#include "circleUtils.h"`
- **Header files are expected to include all other header files needed to work with implemented functions.**

Guarding Header Files

- Header files should not be included multiple times.
- multiple declaration of function prototypes: OK
- multiple type definition: BAD
- multiple `#include` can lead to loops where a `.h` file includes itself.
- Solution:

```
#ifndef _UNIQUE_VAR_NAME_  
#define _UNIQUE_VAR_NAME_  
  
...  
#endif
```

Guarded circleUtils.h

```
#ifndef CIRCLEUTIL_H
#define CIRCLEUTIL_H

/* circleUtils.h*/

/* #includes required by the prototypes, if any */

/* typedefs and #defines */

typedef double Radius;

/* function prototypes */

double circleArea( Radius radius );

double calcCircumference( Radius radius );

#endif
```

Compiling and linking

- **How to compile:**

```
gcc -c -Wall circleUtils.c
```

```
gcc -c -Wall sample.c
```

```
gcc -Wall -o sample sample.o circleutils.o
```

- **Or**

```
gcc -Wall -o sample sample.c circleUtils.c
```

Compiler vs linker

- **Compiler: translates one .c file into a .o file**
 - **Verifies that all functions are being called correctly**
 - **Verifies that all variables exist**
 - **Verifies language syntax**
- **Linker: combines .o files and C libraries into executable file**
 - **“Finds” functions called by one .c/.o file, but defined in another E.g. printf(), scanf().**
 - **“Finds” global variables used by one .c/.o file, but defined in another (more on this soon)**
- **gcc uses ld to link & load**
 - **Easier to invoke ld through gcc**

Linking with C libraries

- By default, the standard C library which includes printf, scanf and char and string functions is always linked with your program.
- Other libraries must be explicitly linked with your code.
- Typical C libraries have the form `libxxx.a`.
 - Standard C library: `libc.a`.
 - Math library: `libm.a`.
- Use the `-l` flag and the `xxx` part of the library name to link.

```
gcc -Wall -o sample sample.c circleUtils.c -lm
```


Project Organization

- **main() is generally defined in its own .c file and generally just calls helper functions**
 - E.g. `project1.c`
- **Project-specific helper functions may be in the same .c file as main()**
 - `main()` comes first
 - Helper function order that makes sense to you
- **Reusable functions in their own .c file**
 - Group related functions in the same file
 - E.g. `circleUtils.c`
- **Prototypes, typedefs, #defines, etc. for reusable function in a .h file**
 - Same file root name as the .c file. E.g. `circleUtils.h`

SCOPE & LIFETIME



Variable Scope and Lifetime

- **The scope of a variable refers to that part of a program that may refer to the variable.**
- **The lifetime of a variable refers to the time in which a variable occupies a place in memory.**
- **The scope and lifetime of a variable are determined by how and where the variable is defined.**

static and extern

- In C/C++, the keyword **static** is overloaded.
 - A static local variable has lifetime = duration of program.
 - A static global variable has file scope
 - A static function has file scope
- **extern** is means that the variable is defined in another file.
`extern int other_variable ;`
- an **extern** declaration is an example of a declaration that is not a definition. (Another example is a function prototype.)

NEXT TIME

- Pointers



References

- **Some figures and diagrams from *IA-32 Intel Architecture Software Developer's Manual, Vols 1-3***

<<http://developer.intel.com/design/Pentium4/manuals/>>